

Name: _____ Team: _____

Title: _____ Author: _____


Summer Reading Packet


English 7


What is the PLOT SUMMARY? First look at the total number of pages in your book. Now divide this number by four. Now you have divided your book into quarters. For each quarter of the book completed, use the boxes provided to list the main events in the story. You do not need to use complete sentences. Please use every bullet provided.

<ul style="list-style-type: none">••••••	<ul style="list-style-type: none">••••••
<ul style="list-style-type: none">••••••	<ul style="list-style-type: none">••••••

Who are the CHARACTERS? You can't understand a story without understanding the characters. As you meet new characters in the book, be sure to fill in his or her name on the organizer and any unique or interesting facts about this character. As you continue reading, you will need to add facts to the character pages. You may include physical descriptors, emotional characteristics, relationships to other characters, and any other information you feel is important to the story.


 Character 1


Character 2 




Character 3

 Character 4

Character 5 



What is the **SETTING**? Remember that setting is the time and place of a story. Please be as specific as possible.



What is the **THEME**? Now that you have completed the book, try to consider the message that the author was trying to send across to the reader. How can you apply this to the real world?

